

Embase – Vejledning

Embase dækker biomedicin, farmakologi, toksikologi og farmaci. Har en fin dækning af europæiske tidsskrifter samt en omfattende indeksering af lægemidler.
I Embase indekseres publicerede conferenceabstracts fra inkluderede tidsskrifter.

Adgang via ikon "**E-bibliotek**" på Citrix skrivebordet.

Avanceret søgning (Advanced Search)

Embase åbner automatisk i Avanceret søgning, hvor den vil udføre en *emnesøgning*(*Keyword*). Embase vil derfor automatisk foreslå relevante emneord.

Basic Search | Find Citation | Search Tools | Search Fields | **Advanced Search** | Multi-Field Search

1 Resource selected | [Hide](#) | [Change](#)

Embase 1974 to 2019 July 29

Enter keyword or phrase (* or \$ for truncation) **Keyword** Author Title Journal

Limits (expand) Include Multimedia Map Term to Subject Heading

Skriv søgeord eller frase og klik på **Search**. Der vises forslag til emneord fra Embase' liste med kontrollerede emneord.
En søgning på *traumatic brain injury* giver dette resultat:

Your term mapped to the following Subject Headings:

Click on a subject heading to view more general and more specific terms within the thesaurus.

Term is a thesaurus term

Include All Subheadings

Combine with:

Select	Subject Heading	Explode	Focus	Scope
<input checked="" type="checkbox"/>	traumatic brain injury	<input type="checkbox"/>	<input type="checkbox"/>	<input type="button" value="i"/>
<input type="checkbox"/>	traumatic brain injury.mp. search as Keyword			

Tryk på det ønskede emneord for at se dens plads i emnehierarkiet, så du kan se over- og underemner samt synonymer til begrebet.

Vælg de ønskede undertermer (narrower terms), eller marker i boksen **Explode** hvis der ønskes at inkludere alle undertermer. Klik på **Continue**.

Thesaurus for **traumatic brain injury**

Database: **Embase**

Combine with: **OR**

Continue

Select Term(s)	Subject Heading	Hits	Explode	Focus	Scope Note
<input checked="" type="checkbox"/> traumatic brain injury		44590	<input checked="" type="checkbox"/>	<input type="checkbox"/>	i
[Used For]					
	brain injuries, traumatic				
	brain lesion, traumatic				
	brain system trauma				
	brain trauma				
	cerebral trauma				
	cerebrovascular trauma				
	encephalopathy, traumatic				
	mild traumatic brain injury				
	organic cerebral trauma				
	posttraumatic encephalopathy				
	traumatic brain injuries				
	traumatic brain lesion				
	traumatic cerebral lesion				
	traumatic encephalopathy				
[Broader Terms]					
<input type="checkbox"/>	brain injury	86323	<input type="checkbox"/>	<input type="checkbox"/>	i
[Narrower Terms]					
<input type="checkbox"/>	chronic traumatic encephalopathy	724	<input type="checkbox"/>	<input type="checkbox"/>	i

Nu vises de **Subheadings** som knytter sig til emneordet:

Subheadings for: **exp traumatic brain injury**

Combine with: **OR**

Continue

Include All Subheadings

-- or choose one or more of these subheadings --

/co - Complication

/cn - Congenital Disorder

/di - Diagnosis

/dm - Disease Management

/dr - Drug Resistance

/dt - Drug Therapy

/ep - Epidemiology

/et - Etiology

/pc - Prevention

/rt - Radiotherapy

/rh - Rehabilitation

/si - Side Effect

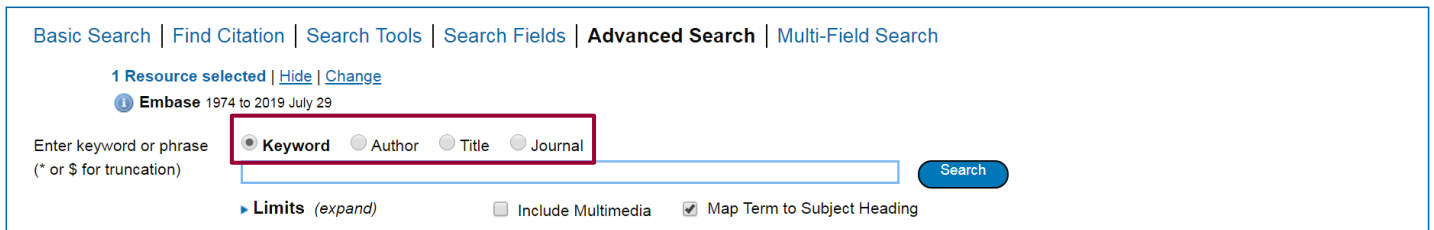
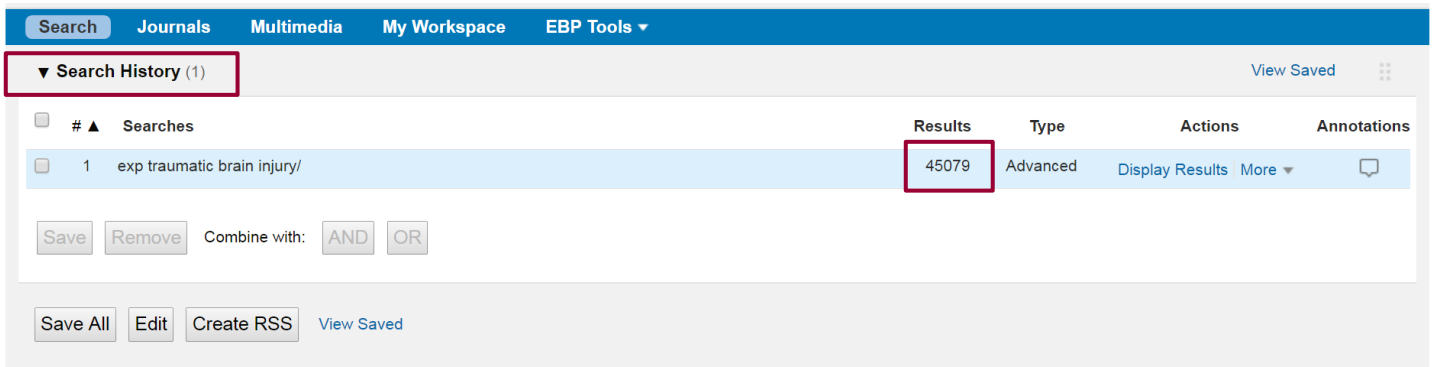
/su - Surgery

/th - Therapy

Vælg **Include all subheadings** eller mærk de relevante af – og klik på **Continue**.

Hvis man er i tvivl så anbefales det at inkludere alle, så man ikke misser potentielt relevante hits.

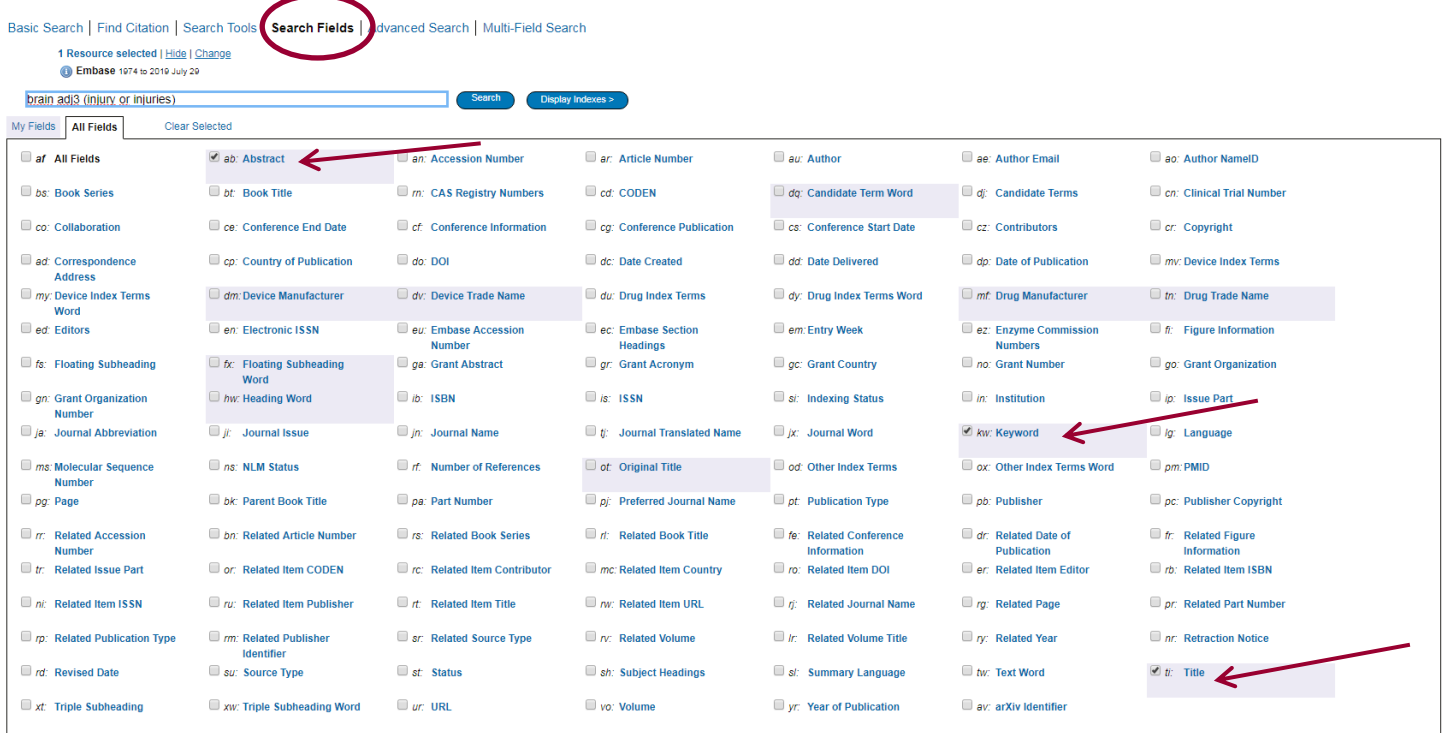
Øverst står **Search History** og antal resultater, og længere nede på siden vises de enkelte referencer.



I stedet for en emnesøgning kan der vælges at søge efter *forfatter, titel eller tidsskrift*.

Søgning ved søgefelter (Search Fields)

Vælg **Search Fields** – her kan du opbygge en søgning ved at definere præcis hvilke felter der skal søges i. F.eks. titel, keywords, abstract og mange flere. Det er også her du kan bruge nærhedsoperatorene, som beskrives senere. Foretag dine valg og afslut med Search



Kombinere søgninger

Kombinér søgninger i søgehistorikken ved at *markere* de søgninger, som skal kombineres. Klik på den relevante **AND** eller **OR** knap

▼ Search History (2) View Saved

#	Searches	Results	Type	Actions	Annotations
1	exp traumatic brain injury/	45079	Advanced	Display Results More ▼	
2	(brain adj3 (injury or injuries)).ab,kw,ti.	94536	Advanced	Display Results More ▼	

Save Remove Combine with: **AND** **OR**

Kombiner med **NOT** ved at skrive i søgefeltet, f.eks. **1 not 2**. Vær meget påpasselig med at bruge **NOT**, da man kan risikere at fjerne relevante hits.

Ved søgninger på mere end 4 linjer skjules tidligere linjer, hvor man skal klikke på **Expand** for at se hele søgehistorien.

Results	Type	Actions	Annotations
230115	Advanced	Display Results More ▼	
11617	Advanced	Display Results More ▼	
848529	Advanced	Display Results More ▼	
88	Advanced	Display Results More ▼	

Expand

Operatorer

AND
OR
NOT

I Embase er det muligt at kombinere med de boolske operatorer *AND*, *OR* og *NOT*.
Asthma **and** child finder referencer, som indeholder **både** asthma **og** child
Asthma **or** child finder referencer, som indeholder mindst ét af ordene
Asthma **not** child finder referencer, som indeholder asthma **men ikke** child.

Trunkering, wildcards og nærhedsoperatorer

* eller \$	Alle tegn efter ordstammen (trunkering) Adolescen*
*3 eller ???	Op til tre tegn efter ordstammen (trunkering) Fertil??? Fertil*3
#	Præcis ét tegn (wildcard) Wom#n Organi#ation
?	Ingen eller ét tegn (wildcard) Colo?r engine?
Adj	Vælg selv antal ord mellem (nærhedsoperator) Anxiety adj3 disorder

Sortering af søgeresultat

Søgeresultater kan sorteres efter år, tidsskrift, forfatter og meget mere. Klik på rullemenuen ved **Sort By:** og vælg fra menuen.

The screenshot shows a search results interface. On the left, there is a sidebar with 'Search Information' and 'Filter By' sections. The 'Search Information' section includes a tree view of search criteria such as Database, Accession Number, Author, Title, Journal Name, Year of Publication, Language, and Country of Publication. The 'Filter By' section includes 'Add to Search History' and 'Selected Only (0)'. The main content area displays a list of search results. The first result is titled 'Intermittent Administration of Haloperidol after Cortical Impact Injury Neither Impedes Spontaneous Recovery Nor Attenuates the Efficacy of Environmental Enrichment.' by Bao G.C., Bleimeister I.H., Zimmerman L.A., Wellcome J.L., Niesman P.J., Radabaugh H.L., Bondi C.O., Kline A.E. The second result is 'Survey of oral nursing care attitudes, knowledge and practices in a neuro-rehabilitation setting.' by Odgaard L., Kothari M. The interface includes a search bar, a 'Sort By' dropdown menu, and various action buttons like 'Abstract', '+ My Projects', and '+ Annotate'. A red arrow points from the 'Sort By' dropdown menu to the 'Filter By' section in the sidebar.

Limits

Søgeresultatet kan begrænses efter bestemte kriterier som f.eks. tidsperiode, sprog m.m. Klik først på **Limits** under Advanced Search og dernæst på **Additional Limits**

Basic Search | Find Citation | Search Tools | Search Fields | **Advanced Search** | Multi-Field Search

1 Resource selected | [Hide](#) | [Change](#)

Embase 1974 to 2019 July 29

Enter keyword or phrase (* or \$ for truncation)

Keyword Author Title Journal

Limits (close) Include Multimedia Map Term to Subject Heading

Full Text Latest Update Abstracts
 Human Cochrane Library English Language

Publication Year - -

Embase Status
-
Article-in-Press Status
Conference Abstract Status
Embase Status
In-Process Status

NLM Status
-
In-Data-Review
In-Process
PubMed-not-MEDLINE
PubMed/MEDLINE
Publisher

Udvælg de ønskede begrænsninger og klik på **Limit A Search**

Limit A Search

Searches

- 2 (brain adj3 (injury or injuries)).ab,kw.ti.
- 3 1 or 2
- 4 occupational therapy/
- 5 3 and 4

L i m i t s

- Ovid Full Text Available
- Priority Journals
- Animals
- Male
- Exclude MEDLINE Journals
- Publication Year - -

To select or remove multiple items from a list below, hold down the Shift, Ctrl, or "Apple" key while selecting.

- Records From**
Conference Abstracts
Embase
MEDLINE
- NLM Status**
In-Data-Review
In-Process
PubMed-not-MEDLINE
PubMed/MEDLINE
Publisher
- Clinical Trials**
Clinical Trial
Randomized Controlled Trial
Controlled Clinical Trial
Multicenter Study
Phase 1 Clinical Trial
- Languages**
Afrikaans
Albanian
Arabic
Armenian
Azerbaijani

- Full Text
- Abstracts
- Animal Studies
- Female
- Retraction Notice
- Embase Status**
Article-in-Press Status
Conference Abstract Status
Embase Status
In-Process Status
- EBM-Evidence Based Medicine**
Evidence Based Medicine
Consensus Development
Meta Analysis
Outcomes Research
Systematic Review
- Clinical Queries**
Reviews (maximizes sensitivity)
Reviews (maximizes specificity)
Reviews (best balance of sensitivity and specificity)
Therapy (maximizes sensitivity)
Therapy (maximizes specificity)
- Publication Types**
Article
Article in Press
Books
Chapter
Conference Abstract

Fremvisningsformater

Fra den grå linje over søgeresultatet kan du vælge hvor mange resultater, der skal vises på hver side og hvilket format du vil se referencen i – det viste format er citation, hvis man ønsker abstract vælges dette.

Format options: Complete Reference, Abstract Reference, Complete Reference. Action options: Find Similar, Find Citing Articles, Buy Now, Request Permissions. Publisher: midt (Midtjylland).

Klik på ikonet for Region Midtjylland og tjek om der er adgang til fuldtæks for referencerne

Gem søgningen – My Account

For at gemme søgninger, skal du oprette en personlig konto. Klik på **My Account** øverst oppe og log dig ind – eller **Create a new Personal Account**

Herefter skal du for at gemme din søgning klikke på **Save All** eller musover **More**, hvorefter du med det samme kan vælge om din søgning blot skal gemmes – eller om du også vil oprette en alert, hvor du får tilsendt e-mails fra Embase, såfremt der i fremtiden publiceres nye artikler, der matcher din søgning.

Navigation: My Account, My PayPerView, Support & Training, Help, Feedback, Logoff. Search History table with columns: #, Searches, Results, Type, Actions, Annotations. Bottom navigation: Save All, Edit, Create RSS, View Saved. Dropdown menu: Save, Edit, Create Auto-Alert, Create RSS, Remove.

Find en gemt søgning

Når du skal genfinde en gemt søgning, skal du klikke på **My Workspace** og dernæst **My Searches & alerts**. Ving den ønskede søgning af, og klik **Run**.

The screenshot shows the top navigation bar with 'Search', 'Journals', 'Multimedia', 'My Workspace', and 'EBP Tools'. Below the navigation bar, there are links for 'My Projects', 'My Searches & Alerts', and 'My eTocs'. A warning message states: 'Warning: Running any AutoAlert (SDI) Searches will erase your current search history. Press the "Run" button if you wish to do this.' Below the warning, there are links for 'Temporary Searches', 'Permanent Searches', and 'AutoAlert (SDI) Searches'. A toolbar contains buttons for 'Run', 'Delete', and 'Copy', along with icons for 'Rename', 'Edit', 'Display', and 'Email Jumpstart'. The main content area shows a search result for 'test' with a checkmark icon next to it.

Når du er logget på, kan du gemme referencer i **My Projects**, og du kan skrive noter til dine gemte referencer (**Annotate**)

- 1. **There is moderate evidence for the effectiveness of occupation and activity-based interventions for people with traumatic brain injury although more evidence is needed for interventions provided specifically by occupational therapists.**

Rahja M., Jolliffe L.

Australian occupational therapy journal. 65 (1) (pp 73-74), 2018. Date of Publication: 01 Feb 2018.

[Note]

Publisher

NLM (Medline)

PDF (Pay Per View) + My Projects + Annotate

Complete Reference

Find Similar

Find Citing Articles

Buy Now

Request Permissions

mdt
regionmidtjylland

Send referencer med e-mail

Ving de ønskede referencer af i afkrydsningsboksene eller skriv en numerisk rækkefølge i boksen f.eks. 1-10 og klik på Email.

The screenshot shows the Ovid search results interface. At the top, there are navigation buttons: Print, Email, Export, My Projects, and Keep Selected. A search bar contains '1-10' and a 'Clear' button. To the right, there are options for '20 Per Page' and a 'Go' button. A red arrow points to the 'Email' button. Below the navigation bar, a search result is displayed with a checkbox selected. The result title is 'There is moderate evidence for the effectiveness of occupation and activity-based interventions for people with traumatic brain injury although more evidence is needed for interventions provided specifically by occupational therapists.' The authors are 'Rahja M., Jolliffe L.' and the journal is 'Australian occupational therapy journal. 65 (1) (pp 73-74), 2018. Date of Publication: 01 Feb 2018.' On the right side, there are links for 'Complete Reference', 'Find Similar', 'Find Citing Articles', 'Buy Now', and 'Request Permissions'. At the bottom, there are icons for 'PDF (Pay Per View)', '+ My Projects', and '+ Annotate'.

Herefter kommer nedenstående boks frem:

The screenshot shows the 'Email Citation List' dialog box. It has a title bar with a close button (X). The dialog contains several sections:

- To ***: A text input field containing 'xxxxxx@rm.dk'. A red box highlights this field with the text 'Indtast E-mail adresse'.
- Subject ***: A text input field containing 'Ovid Results'.
- Message**: A text area containing 'Ovid Technologies, Inc. Email Service' and 'Search for: 3 and 4 Results: 10'. There is a checkbox labeled 'Send citation list as an attachment'.
- Selected Results: 1-10**: A section with a dropdown menu 'Select Fields to Display' containing radio buttons for 'Citation', 'Citation, Abstract', 'Citation, Abstract, Subject Headings', 'Complete Reference', and 'Custom'. A red oval highlights this section with the text 'Udvælg hvilke informationer, der medtages'.
- Select Citation Style**: A dropdown menu set to 'Ovid Citation'. A red box highlights this section with the text 'Vælg om du vil have links og søgehistorie'.
- Include**: A section with checkboxes for 'Link to External Resolver', 'URL', and 'Search History'. A red oval highlights this section.
- At the bottom, there are 'Cancel' and 'Send Email' buttons. A red arrow points to the 'Send Email' button.

Eksportér referencer til EndNote

Udvælg de referencer du vil overføre til EndNote og klik på **Export**

The screenshot shows a search results interface. At the top, there are navigation links: Print, Email, Export, + My Projects, and Keep Selected. A red arrow points to the 'Export' link. Below the navigation is a search bar with '1-10' in the input field and '20 Per Page' in the dropdown. A red box highlights the '1-10' input field. Below the search bar is a list of search results. The first result is highlighted with a red box around the checkbox and the number '1'. The text of the first result is: "There is moderate evidence for the effectiveness of occupation and activity-based interventions for people with traumatic brain injury although more evidence is needed for interventions provided specifically by occupational therapists." Below the title is the author "Rahja M., Jolliffe L.", the journal "Australian occupational therapy journal. 65 (1) (pp 73-74), 2018. Date of Publication: 01 Feb 2018.", and the publisher "NLM (Medline)". To the right of the result are links for "Complete Reference", "Find Similar", "Find Citing Articles", "Buy Now", and "Request Permissions". At the bottom of the result are icons for "PDF (Pay Per View)", "+ My Projects", and "+ Annotate".

Vælg **RIS** og **Complete Reference** og klik på **Export**. Referencerne overføres nu direkte til RefWorks.

Export Citation(s)

Selected: 1-14

Total: 14

Format:

RIS

Fields:

Complete Reference

Include:

- Link to External Resolver
- URL
- Search History

Cancel

Export

Læs mere om EndNote på fagbibliotekets hjemmeside.

Har du spørgsmål eller brug for hjælp til søgning i Embase kontakt fagbiblioteket
Tlf.: 7844 1350 Vi holder åbent alle hverdage kl. 9-15
E-mail: fagbibliotek@midt.rm.dk
[Book et møde med en bibliotekar](#)

Revideret november 2022